

uCertify

Course Outline

CompTIA Cloud+ (CV0-002)



19 May 2024

1. Course Objective
2. Pre-Assessment
3. Exercises, Quizzes, Flashcards & Glossary
Number of Questions
4. Expert Instructor-Led Training
5. ADA Compliant & JAWS Compatible Platform
6. State of the Art Educator Tools
7. Award Winning Learning Platform (LMS)
8. Chapter & Lessons

Syllabus

Chapter 1: Introduction

Chapter 2: Cloud Computing Configurations and Deployments

Chapter 3: Cloud Deployments

Chapter 4: Cloud Security

Chapter 5: Implementing Cloud Security

Chapter 6: Maintaining Cloud Operations

Chapter 7: Disaster Recovery, Business Continuity, and Ongoing Maintenance

Chapter 8: Cloud Management

Chapter 9: Cloud Management Baselines, Performance, and SLAs

Chapter 10: Troubleshooting

Chapter 11: Troubleshooting Networking and Security Issues and Understanding Methodologies

Videos and How To

9. Practice Test

Here's what you get

Features

10. Performance Based labs

Lab Tasks

Here's what you get

11. Post-Assessment

1. Course Objective

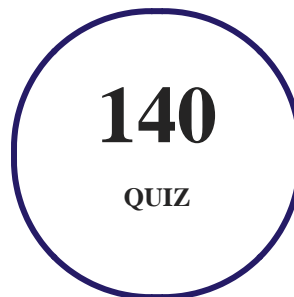
Kick start your prep for the CV0-002 exam with the CompTIA Cloud+ (CV0-002) course and lab. The lab comes with a well-organized component library for every task. The Cloud certification course covers the CV0-002 exam objectives and helps you understand infrastructure, security, virtualization, resource management, and cloud models. The Cloud+ certification course also provides an overview of the new technologies to support the changing cloud market.

2. Pre-Assessment

Pre-Assessment lets you identify the areas for improvement before you start your prep. It determines what students know about a topic before it is taught and identifies areas for improvement with question assessment before beginning the course.

3. Quiz

Quizzes test your knowledge on the topics of the exam when you go through the course material. There is no limit to the number of times you can attempt it.



4. flashcards

Flashcards are effective memory-aiding tools that help you learn complex topics easily. The flashcard will help you in memorizing definitions, terminologies, key concepts, and more. There is no limit to the number of times learners can attempt these. Flashcards help master the key concepts.



5. Glossary of terms

uCertify provides detailed explanations of concepts relevant to the course through Glossary. It contains a list of frequently used terminologies along with its detailed explanation. Glossary defines the key terms.



6. Expert Instructor-Led Training

uCertify uses the content from the finest publishers and only the IT industry's finest instructors. They have a minimum of 15 years real-world experience and are subject matter experts in their fields. Unlike a live class, you can study at your own pace. This creates a personal learning experience and gives you all the benefit of hands-on training with the flexibility of doing it around your schedule 24/7.

7. ADA Compliant & JAWS Compatible Platform

uCertify course and labs are ADA (Americans with Disability Act) compliant. It is now more accessible to students with features such as:

- Change the font, size, and color of the content of the course
- Text-to-speech, reads the text into spoken words
- Interactive videos, how-tos videos come with transcripts and voice-over
- Interactive transcripts, each word is clickable. Students can clip a specific part of the video by clicking on a word or a portion of the text.

JAWS (Job Access with Speech) is a computer screen reader program for Microsoft Windows that reads the screen either with a text-to-speech output or by a Refreshable Braille display. Student can easily navigate uCertify course using JAWS shortcut keys.

8. State of the Art Educator Tools

uCertify knows the importance of instructors and provide tools to help them do their job effectively. Instructors are able to clone and customize course. Do ability grouping. Create sections. Design grade scale and grade formula. Create and schedule assessments. Educators can also move a student from self-paced to mentor-guided to instructor-led mode in three clicks.

9. Award Winning Learning Platform (LMS)

uCertify has developed an award winning, highly interactive yet simple to use platform. The SIIA CODiE Awards is the only peer-reviewed program to showcase business and education technology's finest products and services. Since 1986, thousands of products, services and solutions have been recognized for achieving excellence. uCertify has won CODiE awards consecutively for last 7 years:

- **2014**
 1. Best Postsecondary Learning Solution
- **2015**
 1. Best Education Solution

2. Best Virtual Learning Solution
3. Best Student Assessment Solution
4. Best Postsecondary Learning Solution
5. Best Career and Workforce Readiness Solution
6. Best Instructional Solution in Other Curriculum Areas
7. Best Corporate Learning/Workforce Development Solution

- **2016**

1. Best Virtual Learning Solution
2. Best Education Cloud-based Solution
3. Best College and Career Readiness Solution
4. Best Corporate / Workforce Learning Solution
5. Best Postsecondary Learning Content Solution
6. Best Postsecondary LMS or Learning Platform
7. Best Learning Relationship Management Solution

- **2017**

1. Best Overall Education Solution
2. Best Student Assessment Solution
3. Best Corporate/Workforce Learning Solution
4. Best Higher Education LMS or Learning Platform

- **2018**

1. Best Higher Education LMS or Learning Platform
2. Best Instructional Solution in Other Curriculum Areas
3. Best Learning Relationship Management Solution

- **2019**

1. Best Virtual Learning Solution
2. Best Content Authoring Development or Curation Solution
3. Best Higher Education Learning Management Solution (LMS)

- **2020**

1. Best College and Career Readiness Solution
2. Best Cross-Curricular Solution
3. Best Virtual Learning Solution

10. Chapter & Lessons

uCertify brings these textbooks to life. It is full of interactive activities that keeps the learner engaged. uCertify brings all available learning resources for a topic in one place so that the learner can efficiently learn without going to multiple places. Challenge questions are also embedded in the chapters so learners can attempt those while they are learning about that particular topic. This helps them grasp the concepts better because they can go over it again right away which improves learning.

Learners can do Flashcards, Exercises, Quizzes and Labs related to each chapter. At the end of every lesson, uCertify courses guide the learners on the path they should follow.

Syllabus

Chapter 1: Introduction

Chapter 2: Cloud Computing Configurations and Deployments

- Introducing Cloud Computing
- Creating and Validating a Cloud Deployment
- Verifying System Requirements
- Summary
- Exam Essentials

Chapter 3: Cloud Deployments

- Executing a Cloud Deployment
- Matching Physical Resources to the Virtualized World of the Cloud
- Configuring and Deploying Storage
- Performing a Server Migration
- Managing User Identities and Roles
- Summary
- Exam Essentials

Chapter 4: Cloud Security

- Cloud Security Compliance and Configurations
- Access Control
- Summary
- Exam Essentials

Chapter 5: Implementing Cloud Security

- Implementing Security in the Cloud
- Automating Cloud Security
- Summary

- Exam Essentials

Chapter 6: Maintaining Cloud Operations

- Applying Security Patches
- Updating Cloud Elements
- Storage Operations
- Summary
- Exam Essentials

Chapter 7: Disaster Recovery, Business Continuity, and Ongoing Maintenance

- Implementing a Disaster Recovery and Business Continuity Plan
- Business Continuity
- Cloud Maintenance
- Summary
- Exam Essentials

Chapter 8: Cloud Management

- Introduction to Cloud Management
- Cloud Metrics

- Adding and Removing Cloud Resources
- Summary
- Exam Essentials

Chapter 9: Cloud Management Baselines, Performance, and SLAs

- Measuring Your Deployment Against the Baseline
- Summary
- Exam Essentials

Chapter 10: Troubleshooting

- Examining Common Cloud Issues
- Troubleshooting Cloud Capacity Issues
- Troubleshooting Automation and Orchestration
- Summary
- Exam Essentials

Chapter 11: Troubleshooting Networking and Security Issues and Understanding Methodologies

- Troubleshooting Cloud Networking Issues
- Troubleshooting Security Issues

- Troubleshooting Methodology
- Summary
- Exam Essentials

11. Practice Test

Here's what you get

90
PRE-ASSESSMENTS
QUESTIONS

3
FULL LENGTH TESTS

90
POST-ASSESSMENTS
QUESTIONS

Features

Each question comes with detailed remediation explaining not only why an answer option is correct but also why it is incorrect.

Unlimited Practice

Each test can be taken unlimited number of times until the learner feels they are prepared. Learner can review the test and read detailed remediation. Detailed test history is also available.

Each test set comes with learn, test and review modes. In learn mode, learners will attempt a question and will get immediate feedback and complete remediation as they move on to the next question. In test mode, learners can take a timed test simulating the actual exam conditions. In review mode, learners can read through one item at a time without attempting it.

12. Performance Based Labs

uCertify's performance-based labs are simulators that provides virtual environment. Labs deliver hands on experience with minimal risk and thus replace expensive physical labs. uCertify Labs are cloud-based, device-enabled and can be easily integrated with an LMS. Features of uCertify labs:

- Provide hands-on experience in a safe, online environment
- Labs simulate real world, hardware, software & CLI environment
- Flexible and inexpensive alternative to physical Labs
- Comes with well-organized component library for every task
- Highly interactive - learn by doing
- Explanations and remediation available
- Videos on how to perform

Lab Tasks

- Creating a remote access VPN connection
- Running the Nessus vulnerability scan
- Connecting to a Windows Cloud Server using Remote Desktop Connection
- Setting Up a DMZ on a SOHO Router
- Installing IDS
- Setting up RAID
- Connecting the DHCP server and laptop to the VLAN
- Creating DNS domains
- Adding DNS server
- Understanding Single Sign-On
- Running Antivirus
- Disabling services
- Configuring password policies
- Adding a new member in Gcloud
- Creating a group in Gcloud
- Configuring role permissions in Gcloud

- Configuring a perimeter firewall
- Enabling intrusion prevention and detection
- Installing Hyper-V
- Creating a new virtual machine
- Importing a virtual machine
- Exporting a virtual machine
- Creating a cluster
- Cloning a virtual machine
- Creating a snapshot
- Creating a system image
- Scheduling a backup
- Backing up data
- Restoring data
- Using FileZilla to transfer files
- Mirroring a website
- Viewing availability zones
- Clearing log files
- Saving log files to a different location
- Scavenging DNS records
- Configuring account lockout policy
- Deleting and adding roles in Gcloud
- Creating a service account in Gcloud
- Deleting a service account in Gcloud
- Viewing CPU usage
- Understanding ping commands
- Configuring IPv4 address
- Adding a new DNS host record
- Identifying error in net connection
- Displaying ARP entries
- Understanding ipconfig commands
- Using the nslookup command
- Using dig command
- Using ping command
- Analyzing network paths with tracert
- Connecting to a server using Remote Desktop Connection

- Using the netstat command
- Understanding ifconfig commands

Here's what you get




13. Post-Assessment


After completion of the uCertify course Post-Assessments are given to students and often used in conjunction with a Pre-Assessment to measure their achievement and the effectiveness of the exam.

GET IN TOUCH:

 3187 Independence Drive
Livermore, CA 94551,
United States

 +1-415-763-6300

 support@ucertify.com

 www.ucertify.com